The South African Geomatics Council
(Established in terms of the Geomatics Profession Act (Act No.19 of 2013))
Annual financial statements
for the year ended 31 March 2026

The South African Geomatics Council

(Established in terms of the Geomatics Profession Act (Act No.19 of 2013))
Annual Financial Statements for the year ended 31 March 2026

General Information

Country of incorporation and domicile	South Africa
Nature of business and principal activities	The South African Geomatics Council regulates, promotes and transforms the geomatics profession in South Africa in terms of the Geomatics Profession Act, 19 of 2013. The Council's principal activities include the registration of geomatics professionals in various categories and branches; facilitating access to the profession; identifying reserved areas of work; recognising voluntary associations; protecting the public by enforcing ethical standards; maintaining high levels of professional conduct and integrity; and administering disciplinary and appeals processes.
Council members	N Mojapelo (Chairperson) S Mdubeki (Deputy Chairperson) N Banks (alternate Chairperson) R Hammond N Monyake Y Matende P Rambally A Watermeyer J Williamson C Silva S Mhlongo Z Munch S Sethene M Molebatsi
Registered office	Office 3, South Building 2, Bruma Boulevard Office Park 20 Zulberg Close Bruma, Johannesburg
Postal address	PO Box 752799 Garden View 2047
Registrar	MJ Letsosa
Issued	23 July 2026

Council Members' Responsibilities and Approval

The Council members are required by the Geomatics Profession Act, 2013, to maintain adequate accounting records and are responsible for the content and integrity of the annual financial statements and related financial information included in this report. It is their responsibility to ensure that the annual financial statements fairly present the state of affairs of the Council as at the end of the financial year and the results of its operations and cash flows for the period then ended, in conformity with the International Financial Reporting Standard for Small and Medium-sized Entities. The external auditor's is engaged to express an independent opinion on the annual financial statements.

The annual financial statements are prepared in accordance with the International Financial Reporting Standard for Small and Medium-sized Entities and are based upon appropriate accounting policies consistently applied and supported by reasonable and prudent judgements and estimates.

The Council members acknowledge that they are ultimately responsible for the system of internal financial control established by the Council and place considerable importance on maintaining a strong control environment. To enable the Council members to meet these responsibilities, the Council members sets standards for internal control aimed at reducing the risk of error or loss in a cost effective manner. The standards include the proper delegation of responsibilities within a clearly defined framework, effective accounting procedures and adequate segregation of duties to ensure an acceptable level of risk. These controls are monitored throughout the Council and all employees are required to maintain the highest ethical standards in ensuring the Council's business is conducted in a manner that in all reasonable circumstances is above reproach. The focus of risk management in the Council is on identifying, assessing, managing and monitoring all known forms of risk across the Council. While operating risk cannot be fully eliminated, the Council endeavours to minimise it by ensuring that appropriate infrastructure, controls, systems and ethical behaviour are applied and managed within predetermined procedures and constraints.

The Council members are of the opinion, based on the information and explanations given by management, that the system of internal control provides reasonable assurance that the financial records may be relied on for the preparation of the annual financial statements. However, any system of internal financial control can provide only reasonable, and not absolute, assurance against material misstatement or loss.

The Council members have reviewed the Council's cash flow forecast for the year to 31 March 2027 and, in the light of this review and the current financial position, they are satisfied that the Council has or has access to adequate resources to continue in operational existence for the foreseeable future.

The external auditor's are responsible for independently auditing and reporting on the Council's annual financial statements. The annual financial statements have been examined by the Council's external auditor's and their report is presented on pages 3 to 4.

The annual financial statements set out on pages 5 to 19, which have been prepared on the going concern basis, were approved by the Council members on 23 July 2026 and were signed on its behalf by:

Approval of financial statements

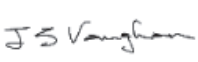

JS Vaughan (Chairperson)



MJ Letsosa (Registrar)



Y Matende (Deputy Chairperson)

Pavillion Office Block
c/o Wessels Road & 9th Avenue
Rivonia
2196

INDEPENDENT AUDITOR'S REPORT

To the Shareholder of The South African Geomatics Council

Opinion

We have audited the annual financial statements of The South African Geomatics Council set out on pages 5 to 19, which comprise the statement of financial position as at 31 March 2026, and the statement of profit or loss and other comprehensive income, statement of changes in equity and statement of cash flows for the year then ended, and notes to the annual financial statements, including a summary of significant accounting policies.

In our opinion, the annual financial statements present fairly, in all material respects, the financial position of The South African Geomatics Council as at 31 March 2026, and its financial performance and cash flows for the year then ended in accordance with International Financial Reporting Standards for Small and Medium-sized Entities and the requirements of the Geomatics Profession Act, 2013.

Basis for opinion

We conducted our audit in accordance with International Standards on Auditing. Our responsibilities under those standards are further described in the Auditor's Responsibilities for the Audit of the annual financial statements section of our report. We are independent of the company in accordance with the Independent Regulatory Board for Auditors Code of Professional Conduct for Registered Auditors (IRBA Code) and other independence requirements applicable to performing audits of annual financial statements in South Africa. We have fulfilled our other ethical responsibilities in accordance with the IRBA Code and in accordance with other ethical requirements applicable to performing audits in South Africa. The IRBA Code is consistent with the International Ethics Standards Board for Accountants Code of Ethics for Professional Accountants (Parts A and B). We believe that the audit evidence we have obtained is sufficient and appropriate to provide a basis for our opinion.

Other information

The Council members are responsible for the other information. The other information comprises the Council members' Report as required by the Geomatics Profession Act, 2013, and the Detailed Income Statement, which we obtained prior to the date of this report. The other information does not include the annual financial statements and our auditor's report thereon. In connection with our audit of the annual financial statements, our responsibility is to read the other information and, in doing so, consider whether the other information is materially inconsistent with the annual financial statements or our knowledge obtained in the audit, or otherwise appears to be materially misstated. If, based on the work we have performed on the other information prior to the date of this auditor's report, we conclude that there is a material misstatement of this other information, we are required to report that fact.

We have nothing to report in this regard.

Responsibilities of the Council members for the Annual Financial Statements

The Council members are responsible for the preparation and fair presentation of the annual financial statements in accordance with International Financial Reporting Standards for Small and Medium-sized Entities and the requirements of the Geomatics Profession Act, 2013, and for such internal control as the Council members determine is necessary to enable the preparation of annual financial statements that are free from material misstatement, whether due to fraud or error. In preparing the annual financial statements, the Council members are responsible for assessing the company's ability to continue as a going concern, disclosing, as applicable, matters related to going concern and using the going concern basis of accounting unless the Council members either intend to liquidate the company or to cease operations, or have no realistic alternative but to do so.

Pavillion Office Block
c/o Wessels Road & 9th Avenue
Rivonia
2196

To the Shareholder of...continued

Auditor's responsibilities for the audit of the Annual Financial Statements

Our objectives are to obtain reasonable assurance about whether the annual financial statements as a whole are free from material misstatement, whether due to fraud or error, and to issue an auditor's report that includes our opinion. Reasonable assurance is a high level of assurance but is not a guarantee that an audit conducted in accordance with ISAs will always detect a material misstatement when it exists. Misstatements can arise from fraud or error and are considered material if, individually or in the aggregate, they could reasonably be expected to influence the economic decisions of users taken on the basis of these annual financial statements. As part of an audit in accordance with ISAs, we exercise professional judgement and maintain professional scepticism throughout the audit.

We also:

- Identify and assess the risks of material misstatement of the annual financial statements, whether due to fraud or error, design and perform audit procedures responsive to those risks, and obtain audit evidence that is sufficient and appropriate to provide a basis for our opinion. The risk of not detecting a material misstatement resulting from fraud is higher than for one resulting from error, as fraud may involve collusion, forgery, intentional omissions, misrepresentations, or the override of internal control.

- Obtain an understanding of internal control relevant to the audit in order to design audit procedures that are appropriate in the circumstances, but not for the purpose of expressing an opinion on the effectiveness of the company's internal control.

- Evaluate the appropriateness of accounting policies used and the reasonableness of accounting estimates and related disclosures made by the Council members.

- Conclude on the appropriateness of the Council members' use of the going concern basis of accounting and based on the audit evidence obtained, whether a material uncertainty exists related to events or conditions that may cast significant doubt on the company's ability to continue as a going concern. If we conclude that a material uncertainty exists, we are required to draw attention in our auditor's report to the related disclosures in the annual financial statements or, if such disclosures are inadequate, to modify our opinion. Our conclusions are based on the audit evidence obtained up to the date of our auditor's report. However, future events or conditions may cause the company to cease to continue as a going concern.

- Evaluate the overall presentation, structure and content of the annual financial statements, including the disclosures, and whether the annual financial statements represent the underlying transactions and events in a manner that achieves fair presentation.

We communicate with the Council members regarding, among other matters, the planned scope and timing of the audit and significant audit findings, including any significant deficiencies in internal control that we identify during our audit.



Per: Paddington Muskwe CA (SA) RA | ACCA
KPL Meraki Registered Auditors Inc
Registered Auditor

18 August 2026

Council Members' Report

The Council members have pleasure in submitting their report on the annual financial statements of The South African Geomatics Council for the year ended 31 March 2026.

1. Nature of business

The South African Geomatics Council was established in terms of the Geomatics Profession Act (Act No.19 of 2013).

The aim of the Council is to provide an establishment for the registration of Geomatics Professionals, Geomatics Technologists, Geomatics Technicians and Candidate Geomatics Practitioners and for matters connected therewith.

There have been no material changes to the nature of the Council's business from the prior year.

2. Review of financial results and activities

The annual financial statements have been prepared in accordance with the International Financial Reporting Standard for Small and Medium-sized Entities and the requirements of the Geomatics Profession Act, 2013. The accounting policies have been applied consistently compared to the prior year.

Full details of the financial position, results of operations and cash flows of the Council are set out in these annual financial statements.

During the year the Council received a grant of R3 049 000 (2025: R3 750 000) from the Department of Agriculture, Land Reform and Rural Development ('DALRRD'). Refer to note 7 for further information.

3. Council Members

The Council members in office at the during the year were as follows:

Name	Alternate	Terms of appointment
S Mdubeki		Section 4(1)(a)(I)
N Monyake	A Parker	Section 4(1)(a)(ii)
	J Williamson	Section 4(1)(a)(ii)
Y Matende	S Ndara	Section 4(1)(b)(i)
	P Rambally	Section 4(1)(b)(i)
R Hammond	A Mbatha	Section 4(1)(b)(ii))
	N Banks	Section 4(1)(b)(ii))
N Mojapelo	H Grobler	Section 4(1)(b)(ii)
A Watermeyer	G Deacon	Section 4(1)(b)(ii)
C Silva	P Matibe	Section 4(1)(b)(ii)
	S Mhlongo	Section 4(1)(b)(ii)
Z Munch	M Akombelwa	Section 4(1) (c)
M Molebatsi	M Chilufya	Section 4(1) (d)
S Sethene	C Malikane	Section 4(1) (d)

4. Labour Court matter

As at 31 March 2026, the Council was party to ongoing Labour Court proceedings relating to alleged pension fund contributions. As the matter remains unresolved, the financial impact, if any, cannot be reliably determined. Accordingly, no provision has been recognised in these annual financial statements.

5. Events after the reporting period

The term of office of the second Council came to an end on 28 February 2026. As at the reporting date, 31 March 2026, the South African Geomatics Council was awaiting publication of the Government Gazette confirming the appointment of the new Council and its members for the next four-year term.

As at the date of this report, the Government Gazette confirming the appointment of the new Council had not yet been published. This matter is administrative in nature and does not have a material financial impact on the annual financial statements.

Council Members' Report

6. Going concern

The members believe that the council has adequate financial resources to continue in operation for the foreseeable future and accordingly the financial statements have been prepared on a going concern basis. The members have satisfied themselves that the council's is in a sound financial position and that it has access to sufficient borrowing facilities to meet its foreseeable cash requirements, should it require. The members are not aware of any new material changes that may adversely impact the council. The council members are also not aware of any material non-compliance with statutory or regulatory requirements or of any pending changes to legislation which may affect the council.

7. Auditors

KPL Meraki Registered Auditors Inc. continued in office as auditors for the Council for the year ended 31 March 2026.

8. Date of authorisation for issue of financial statements

The annual financial statements have been authorised for issue by the Council on 23 July 2026. No authority was given to anyone to amend the financial statements after the date of issue.

The South African Geomatics Council

(Established in terms of the Geomatics Profession Act (Act No.19 of 2013))
Annual Financial Statements for the year ended 31 March 2026

Statement of Financial Position as at 31 March 2026

	Notes	2026 R	2025 R
Assets			
Non-Current Assets			
Equipment and software	2	171 841	198 691
Intangible assets	3	233 700	265 200
		405 541	**463 891**
Current Assets			
Trade and other receivables	4	2 238 562	1 618 524
Cash and cash equivalents	5	12 060 460	15 664 668
		14 299 022	**17 283 192**
Total Assets		**14 704 563**	**17 747 083**
Equity and Liabilities			
Equity			
Retained income		13 879 340	16 918 882
Liabilities			
Current Liabilities			
Trade and other payables	6	825 223	828 201
Total Equity and Liabilities		**14 704 563**	**17 747 083**

Statement of Comprehensive Income

	Notes	2026 R	2025 R
Revenue	7	7 651 784	7 138 887
Other income	8	126 582	16 745
Operating expenses		(11 655 863)	(11 899 020)
Operating deficit		**(3 877 497)**	**(4 743 388)**
Interest income	9	847 871	1 359 718
Interest paid	10	(9 916)	(19 654)
(Deficit) / surplus for the year		**(3 039 542)**	**(3 403 324)**
Other comprehensive income		-	-
Total comprehensive (deficit) surplus for the year		**(3 039 542)**	**(3 403 324)**

Statement of Changes in Equity

	Retained income R	Total equity R
Balance at 01 April 2024	**20 322 206**	**20 322 206**
Surplus for the year	(3 403 324)	(3 403 324)
Other comprehensive income	-	-
Total comprehensive loss for the year	**(3 403 324)**	**(3 403 324)**
Balance at 01 April 2025	**16 918 882**	**16 918 882**
Deficit for the year	(3 039 542)	(3 039 542)
Other comprehensive income	-	-
Total comprehensive loss for the year	**(3 039 542)**	**(3 039 542)**
Balance at 31 March 2026	**13 879 340**	**13 879 340**

Statement of Cash Flows

	Notes	2026 R	2025 R
Cash flows from operating activities			
Cash used in operations	12	(4 307 012)	(4 894 606)
Interest received		847 871	1 359 718
Interest paid		(9 916)	(19 654)
Net cash from operating activities		**(3 469 057)**	**(3 554 542)**
Cash flows from investing activities			
Purchase of equipment and software	2	(102 151)	(58 741)
Purchase of intangible assets	3	(33 000)	(306 000)
Net cash from investing activities		**(135 151)**	**(364 741)**
Total cash movement for the year		**(3 604 208)**	**(3 919 283)**
Cash at the beginning of the year		15 664 668	19 583 951
Total cash at end of the year	5	**12 060 460**	**15 664 668**

Accounting Policies

1. Presentation of annual financial statements

The annual financial statements have been prepared in accordance with the International Financial Reporting Standard for Small and Medium-sized Entities, and the Geomatics Profession Act, 2013. The annual financial statements have been prepared on the historical cost basis, and incorporate the principal accounting policies set out below. They are presented in South African Rands.

These accounting policies are consistent with the previous period.

1.1 Significant judgements and sources of estimation uncertainty

Critical judgements in applying accounting policies

Management did not make critical judgements in the application of accounting policies, apart from those involving estimations, which would significantly affect the annual financial statements.

Key sources of estimation uncertainty

The financial statements do not include assets or liabilities whose carrying amounts were determined based on estimations for which there is a significant risk of material adjustments in the following financial year as a result of the key estimation assumptions.

1.2 Equipment and software

Equipment and software is carried at cost less accumulated depreciation and accumulated impairment losses.

Cost include costs incurred initially to acquire or construct an item of equipment and software and costs incurred subsequently to add to, replace part of, or service it. If a replacement cost is recognised in the carrying amount of an item of equipment and software, the carrying amount of the replaced part is derecognised.

Depreciation is provided using the straight-line method to write down the cost, less estimated residual value over the useful life of the equipment and software as follows:

Item	Depreciation method	Average useful life
Furniture and fixtures	Straight line	5 years
Office equipment	Straight line	5 years
IT equipment	Straight line	3 years
Computer software	Straight line	3 years

If the major components of an item of equipment and software have significantly different patterns of consumption of economic benefits, the cost of the asset is allocated to its major components and each such component is depreciated separately over its useful life.

The residual value, depreciation method and useful life of each asset are reviewed only where there is an indication that there has been a significant change from the previous estimate.

1.3 Intangible assets

An intangible asset is an identifiable non-monetary asset without physical substance.

Amortisation is provided to write down the intangible assets, on a straight-line basis, as follows:

Item	Useful life
Computer software	5 years

Accounting Policies

1.4 Financial instruments

Initial measurement

Financial instruments are initially measured at the transaction price (including transaction costs except in the initial measurement of financial assets and liabilities that are measured at fair value through profit or loss) unless the arrangement constitutes, in effect, a financing transaction in which case it is measured at the present value of the future payments discounted at a market rate of interest for a similar debt instrument.

Financial instruments at amortised cost

These include trade receivables and trade payables. Those debt instruments which meet the criteria in section 11.8(b) of the standard, are subsequently measured at amortised cost using the effective interest method. Debt instruments which are classified as current assets or current liabilities are measured at the undiscounted amount of the cash expected to be received or paid, unless the arrangement effectively constitutes a financing transaction.

At each reporting date, the carrying amounts of assets held in this category are reviewed to determine whether there is any objective evidence of impairment. If there is objective evidence, the recoverable amount is estimated and compared with the carrying amount. If the estimated recoverable amount is lower, the carrying amount is reduced to its estimated recoverable amount, and an impairment loss is recognised immediately in profit or loss.

1.5 Leases

A lease is classified as a finance lease if it transfers substantially all the risks and rewards incidental to ownership to the lessee. All other leases are operating leases.

Operating leases – lessee

Operating lease payments are recognised as an expense on a straight-line basis over the lease term.

Any contingent rents are expensed in the period they are incurred.

1.6 Employee benefits

Short-term employee benefits

The cost of short-term employee benefits, (those payable within 12 months after the service is rendered, such as leave pay and sick leave, bonuses, and non-monetary benefits such as medical care), are recognised in the period in which the service is rendered and are not discounted.

1.7 Government grants

Grants that do not impose specified future performance conditions are recognised in income when the grant proceeds are receivable. Grants that impose specified future performance conditions are recognised in income only when the performance conditions are met.

Grants received before the revenue recognition criteria are satisfied are recognised as a liability.

Grants are measured at the fair value of the asset received or receivable.

Accounting Policies

1.8 Revenue

Revenue is recognised to the extent that the company has rendered services under an agreement provided the amount of revenue can be measured reliably and it is probable that economic benefits associated with the transaction will flow to the company. Revenue is measured at the fair value of the consideration received or receivable, excluding sales taxes and discounts.

Interest is recognised, in profit or loss, using the effective interest rate method.

Notes to the Annual Financial Statements

	2026 R	2025 R

2. Equipment and software

	2026			2025		
	Cost	Accumulated depreciation	Carrying value	Cost	Accumulated depreciation	Carrying value
Furniture and fixtures	864 913	(864 913)	-	864 913	(833 881)	31 032
Office equipment	344 844	(305 101)	39 743	344 844	(291 852)	52 992
IT equipment	617 887	(485 789)	132 098	515 736	(401 069)	114 667
Computer software	179 264	(179 264)	-	179 264	(179 264)	-
Total	**2 006 908**	**(1 835 067)**	**171 841**	**1 904 757**	**(1 706 066)**	**198 691**

Reconciliation of equipment and software - 2026

	Opening balance	Additions	Depreciation	Total
Furniture and fixtures	31 032	-	(31 032)	-
Office equipment	52 992	-	(13 249)	39 743
IT equipment	114 667	102 151	(84 720)	132 098
	198 691	**102 151**	**(129 001)**	**171 841**

Reconciliation of equipment and software - 2025

	Opening balance	Additions	Depreciation	Total
Furniture and fixtures	70 502	-	(39 470)	31 032
Office equipment	66 241	-	(13 249)	52 992
IT equipment	120 022	58 741	(64 096)	114 667
Computer software	11	-	(11)	-
	256 776	**58 741**	**(116 826)**	**198 691**

3. Intangible assets

	2026			2025		
	Cost	Accumulated amortisation	Carrying value	Cost	Accumulated amortisation	Carrying value
Computer software	339 000	(105 300)	233 700	306 000	(40 800)	265 200

Reconciliation of intangible assets - 2026

	Opening balance	Additions	Amortisation	Total
Computer software	265 200	33 000	(64 500)	233 700

Reconciliation of intangible assets - 2025

	Opening balance	Additions	Amortisation	Total
Computer software	-	306 000	(40 800)	265 200

Notes to the Annual Financial Statements

	2026 R	2025 R

4. Trade and other receivables

Outstanding fees	970 089	587 175
Prepayments	1 087 837	915 174
Office lease deposit	117 354	117 354
Sundry receivables	63 282	(1 179)
	2 238 562	**1 618 524**

Trade receivables of RNil (2025: R748 608) were written off as they were considered to be impaired.

5. Cash and cash equivalents

Cash and cash equivalents consist of:

Bank balances	1 170 946	794 972
Short-term deposits	10 889 514	14 869 696
	12 060 460	**15 664 668**

6. Trade and other payables

Trade payables	1 744	-
VAT	194 110	59 939
Unallocated fees received	252 032	213 746
Accrued audit fees	95 046	93 168
Accruals and payables	282 291	461 348
	825 223	**828 201**

7. Revenue

Annual fees	4 160 707	3 104 660
Registration fees	26 370	2 365
Restoration fees	56 942	90 990
Examination fees	254 417	188 872
Accreditation fees	104 348	-
Government grant	3 049 000	3 752 000
	7 651 784	**7 138 887**

Government grant
During the year the council received a grant of R3 049 000 (2025: R3 752 000) from the Department of Agriculture, Land Reform and Rural Development ('DALRRD'). The grant is subject to the terms and conditions set out in the Agreement on the Transfer and Administration of Funds signed between the DALRRD and the Council.

8. Other income

CPD Events	24 773	12 690
Bad debts recovered	-	6 355
Other income	2 578	-
Bursary refund	61 857	-
Insurance claim	37 374	-
	126 582	**19 045**

Notes to the Annual Financial Statements

	2026 R	2025 R
9. Investment revenue		
Interest income		
Bank	847 871	1 359 718
10. Interest paid		
Late payment of tax	9 916	19 654

11. Taxation

The Council is exempt from income tax in accordance with Section 10(1)(cA)(i) of the Income Tax Act (1962).

12. Cash used in operations

(Deficit) / surplus for the year	(3 039 542)	(3 403 324)
Adjustments for:		
Depreciation	193 512	157 625
Interest received	(847 871)	(1 359 718)
Interest expense	9 916	19 654
Changes in working capital:		
Trade and other receivables	(620 038)	(514 861)
Trade and other payables	(2 989)	206 018
	(4 307 012)	**(4 894 606)**

Detailed Income Statement

	Notes	2026 R	2025 R
Revenue			
Annual fees		4 160 707	3 104 660
Registration fees		26 370	2 365
Restoration fees		56 942	90 990
Government grants		3 049 000	3 752 000
Examination fees		254 417	188 872
Accreditation fees		104 348	-
	7	**7 651 784**	**7 138 887**
Other income			
CDP Events		24 773	12 690
Bad debts recovered		-	6 355
Other income		2 578	-
Busary refund		61 857	-
Insurance recovery		37 374	-
Interest received	9	847 871	1 359 718
		974 453	**1 378 763**
Expenses (Refer to page 18)		**(11 655 863)**	**(11 901 320)**
Operating (deficit) surplus		**(3 029 626)**	**(3 383 670)**
Interest paid	10	(9 916)	(19 654)
(Deficit) surplus for the year		**(3 039 542)**	**(3 403 324)**

Detailed Income Statement

	Notes	2026 R	2025 R
Operating expenses			
Academic Review Framework expenses		(5 219)	-
Accounting fees		(42 000)	(7 290)
Accreditation expenses		(216 269)	(1 042 187)
Advertising		(10 665)	(104 845)
Anual report		-	(57 500)
Auditors remuneration		-	(47 000)
Bank charges		(32 566)	(22 626)
Bursaries		(551 301)	(588 753)
Cleaning		(2 471)	(5 890)
Computer repairs and maintenance		(174)	-
Conference and Events attandance		(75 280)	(17 313)
Consulting and professional fees		(1 100)	(58 794)
Council meetings		(367 529)	(534 626)
Council member and other meetings		(651 702)	(869 912)
Depreciation		(193 512)	(157 625)
Disciplinary investigations		(150 859)	(747 818)
EAC / ETC expenses		(320 098)	(110 714)
Employee costs		(6 414 576)	(4 332 135)
Entertainment		(42 101)	(40 389)
Examination venue costs		(19 448)	(11 222)
Examiner fees (includes assessment fees)		(208 999)	(371 250)
FIG annual fee		(50 816)	-
FIG travel and accomodation		(250 017)	(99 021)
Gratuity and promotional items		(7 632)	(17 970)
IT expenses - hardware		(16 763)	(27 949)
IT maintenance - ICT services and project fees		(130 579)	(214 159)
Insurance		(43 307)	(39 053)
Internet connection expense		(63 030)	(61 662)
Lease rentals on operating lease		(656 190)	(671 406)
Legal expenses		(466 870)	(491 237)
Municipal expenses		(109 745)	(117 529)
Office expenses and consumables		(1 746)	(12 325)
Pastel adjustment expense- legacy		(3 053)	(60 884)
Postage and courier services		(26 651)	(19 201)
Printing and stationery		(35 147)	(27 586)
Project expenses		-	(479 642)
Recruitment expenses		(43 660)	(33 970)
Repairs and maintenance		(49 879)	(7 699)
SAQA expenses		-	(46 463)
Samcode-saimm		-	(7 552)
Security expenses		(16 355)	(12 908)
Software expenses (incl. Pastel Accounting and Payroll)		(59 547)	(87 036)
Sponsorship		-	(12 000)
Staff welfare		(30 016)	(23 326)
Subscriptions		(8 962)	(8 470)
Telephone and VOIP expenses		(21 745)	(14 008)
Training		(20 027)	(22 783)
Travel		(26 091)	(12 023)
Website expenses		(198 608)	(139 845)
Workmens compensation fund		(13 558)	(5 724)
		(11 655 863)	**(11 901 320)**

The supplementary information presented does not form part of the annual financial statements and is unaudited

Detailed Income Statement

	Notes	2026 R	2025 R

A further breakdown of the above expenses is shown below:

Legal Expenses	**R 466 870**
Legal expenses	R 43 462
Disciplinary-Legal expenses	R 378 523
Legal Retainer Fees	R 26 806
Legal Labour Matters	R 18 079
Council member and other meetings	**R 651 702**
Remuneration	R 557 152
Travel	R 60 060
Meeting expenses	R 34 490
Council meetings	**R 525 427**
Remuneration	R 185 391
Travel	R 81 999
Council Meeting expenses	R 258 038
Accreditation expenses	**R 216 269**
Expenses	R 500
Remuneration	R 126 990
Travel expenses	R 88 779
Lease rental operating lease	**R 656 191**
Equipment Rental	R 55 073
Office Rental	R 601 117